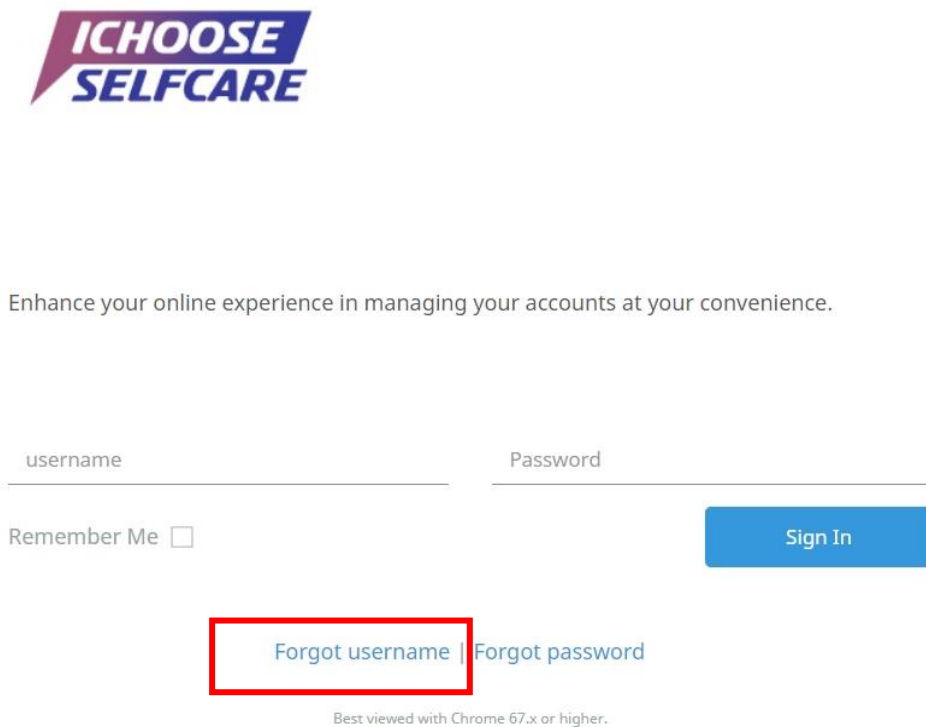


由於 .MY 域名規定，若要修改“ 域名註冊資料” 或“ DNS” ，必須登入 MYNIC (.my域名註冊局) 修改  
本教學目的：

1. 取得登入MYNIC管理域名的技術帳號
2. 重新設定登入的密碼

1. 請連結至 <https://selfcare.ichoose.my/> ，點選『Forgot username』



username Password

Remember Me

Sign In

[Forgot username](#) [Forgot password](#)

Best viewed with Chrome 67.x or higher.



2. 填入網域名稱及信箱後，按下〔Retrieve Username〕

若不確定信箱該填哪一個，請由 whois 查詢 <https://whois.mynic.my/index.jsp>  
在查詢出的結果中瀏覽 Technical Contact 區塊，其中列有您的信箱

Lost Username?

Don't worry, it happens sometimes. Just enter your registered domain and email with us and we'll send your username.

Domain name

Email address

If your registered email address is invalid and want to change it, please contact our [customercare@mynic.my](mailto:customercare@mynic.my) for assistance

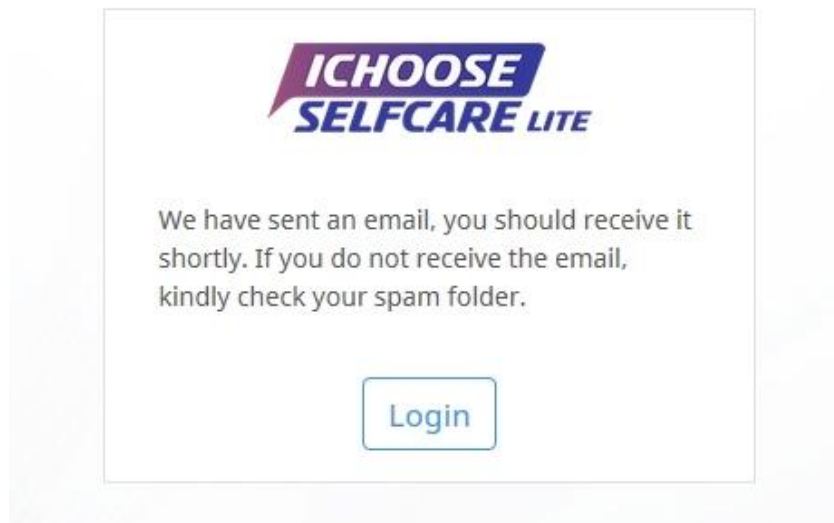
Security challenge

我不是機器人

reCAPTCHA  
隱私權 · 條款

Cancel Retrieve Username

3. 網頁說明已寄了一封信件給您，請您留意收件夾及垃圾郵件夾



4. 您將會收到一封由MYNIC寄發的信件，主旨為：Forgot Username Request - yourdomain.my

全部 未讀取

搜尋 目前信箱 (Ctrl+)

寄件者	主旨	大小
MYNIC	Forgot Username Request - [REDACTED].my	32 KB

5. 信件中列有 Technical Role 的 username

**ICHOOSE**

### Your Selfcare Username

You have requested you [redacted] for **pchome.com.my**

Your username is : <b>tm</b> [redacted]
Your Role for this domain:
Billing <b>Yes</b>

Your username is : <b>am</b> [redacted]
Your Role for this domain:
Technical <b>Yes</b>

Please ensure that your username are kept safe as this message is sent directly to your email address only.

[Go to Login](#)

6. 再回到馬來西亞註冊局設定官網，點選『Forgot password』



Enhance your online experience in managing your accounts at your convenience.


username  Password

Remember Me

[Sign In](#)

[Forgot username](#) | [Forgot password](#)

Best viewed with Chrome 67.x or higher.



7. 填入剛才取得的 Technical username 及您的信箱，按下〔Reset Password〕

**I CHOOSE SELFCARE**

### Forgot Password?

Don't worry, it happens sometimes. Just enter your username and registered email with us and we'll send you a link to reset your password.

username

Email address

**Security challenge**

我不是機器人

reCAPTCHA  
隱私權 - 條款

Cancel **Reset Password**

### 8. 請回到信箱，留意收件夾及垃圾郵件夾

您會收到一封來自MYNIC BERHAD 寄發的信件，主旨為：Reset password for 註冊人英文姓名

全部 未讀取		搜尋 目前信箱 (Ctrl-)	
!   📧   寄件者	主旨	大小	
MYNIC BERHAD	[20190506U854504] Reset password for [REDACTED]	12 KB	

### 9. 透過信中的連結，您將可以重新設定一組登入的密碼

2019/5/6 (週一) 下午 03:30  
MYNIC BERHAD <noreply@mynic.my>  
[20190506U854504] Reset password for [REDACTED]  
收件者 wendy@staff.pchome.com.tw

Dear Sir/Madam,

This email was sent automatically by MYNIC in response to your request to recover your password.

To reset your password and access your account click or copy and paste the URL below into the web browser.  
[https://selfcare.ichoose.my/resetpassword/\[REDACTED\]XfltHyAA3a5V8Vif0NPX7Fq573uZ5u5AbMw3](https://selfcare.ichoose.my/resetpassword/[REDACTED]XfltHyAA3a5V8Vif0NPX7Fq573uZ5u5AbMw3)

This password reset link is only valid within 7 days from the date of this email and once it has been used it cannot be used again. Your password will not be changed if you ignore this message.

If you did not request a password reset, please contact our support and we will happy to help you.

Thank you

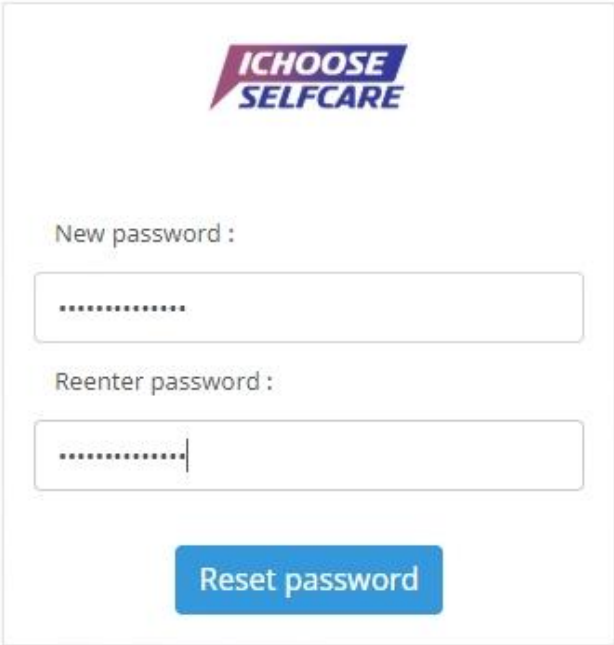
Best Regards,

Thank you.

MYNIC Berhad

U <http://www.mynic.my>  
T 1300-88-7277

10. 設定完成後，按下〔Reset Password〕



The screenshot shows a web form for password reset. At the top, there is a logo that reads "I CHOOSE SELF CARE" in a stylized font. Below the logo, there are two input fields. The first is labeled "New password :" and contains a series of dots. The second is labeled "Reenter password :" and also contains a series of dots with a vertical cursor line at the end. At the bottom of the form, there is a blue button with the text "Reset password".

11. 恭喜您，您已經完成取得技術帳號及重設密碼

為了設定DNS，請回到馬來西亞註冊局設定官網，登入 Technical Username 和 您新設定的密碼  
請注意，由於異動登入機會不多，請您好好留存帳號和密碼！

請繼續瀏覽 > > [變更 DNS 教學](#)